





STYLE: GREY

STYLES:

WHITE

GREY

STONE 05



Available in all colors

SIZE	THICKNESS	SF / BX	PCS / BX	LBS / BX	SF / PL	LBS / PL	BOX / PL	INTERIOR		EXTERIOR			EDGE	FINISH	D.C.O.F
								WALL	FLOOR	WALL	FLOOR	POOL			WET
6"x6"	3/8	10.77	44	46.39	516.67	2,270.77	48	x	x	x			Rectified	Matte	≥0.56
12"x12"	3/8	10.77	11	46.39	516.67	2,270.77	48	x	x	x			Rectified	Matte	≥0.56
12"x24"	3/8	15.50	8	64.16	496.01	2,096.60	32	x	x	x			Rectified	Matte	≥0.56
24"x24"	3/8	15.50	4	66.81	465.01	2,048.09	30	x	x	x			Rectified	Matte	≥0.56
24"x48"	3/8	15.50	2	66.81	558.01	2,449.34	36	x	x	x			Rectified	Matte	≥0.56

****Available in selected sizes, colors and finishes****

SIZE (COLOR)	THICKNESS	SF / BX	PCS / BX	LBS / BX	SF / PL	LBS / PL	BOX / PL	INTERIOR		EXTERIOR			EDGE	FINISH	D.C.O.F
								WALL	FLOOR	WALL	FLOOR	POOL			WET
12"x24" (Stone 05)	3/8	15.50	8	64.16	496.01	2,096.60	32	x	x	x			Rectified	Brushed	N/A
12"x24" (Stone 05)	3/8	15.50	8	64.16	496.01	2,096.60	32	x	x	x			Rectified	Combed	≥0.62
24"x24" (Stone 05)	3/8	15.50	4	66.81	465.01	2,048.09	30	x	x	x			Rectified	Brushed	N/A
24"x24" (Stone 05)	3/8	15.50	4	66.81	465.01	2,048.09	30	x	x	x			Rectified	Combed	≥0.62
20"x40" (Stone 05 & White)	2cm	5.39	1	51.81	269.10	2,634.55	50		x	x			Rectified	Structured	≥0.56
32"x32" (Grey)	3/8	13.78	2	59.53	551.12	2,425.09	40	x	x	x			Rectified	Matte	≥0.56
32"x32" (Grey)	2cm	6.89	1	67.25	310.01	3,069.94	45		x	x			Rectified	Structured	≥0.56
48"x48" (Grey)	6mm	31.00	2	89.53	775.00	2238.25	25	x	x	x			Rectified	Matte	≥0.56
48"x103" (Grey)	6mm	33.59	1	96.98	671.80	1939.60	20	x	x	x			Rectified	Matte	≥0.56

NOTES: V2


BULLNOSE / FINISH	PCS / BX	STAIR TREAD / FINISH	PCS / BX
3"x24"/Matte	14		

MOSAICS

TYPE	SIZE	FINISH	CHIP SIZE	MOUNT	PCS/BOX	GROUT TYPE	INTERIOR			EXTERIOR			MATERIAL
							WALL	FLOOR	WET AREA	WALL	FLOOR	POOL	
Mosaic	12"x12"	Matte	2"x2"	Mesh	11	Sand							
Mosaic (Stone 05)	12"x12"	Brushed/Combed	2"x2"	Mesh	11	Sand	x	x	x*	x			Porcelain
Split Wall	12"x24"	Matte	Random	Mesh	4	Sand							

*Brushed finish not recommended for wet area floor use

MOSAICS: (Available in all colors)



SPLIT WALL: (Available in all colors)

