

PORCELAIN | WALL / FLOOR / MOSAIC



STYLE: Clay and Clay Roller

FOG



POWDER



CLAY




ASH



MUD



EARTH




CRETE



Mosaic (Available in All Colors)

BLOCK



SPLITWALL



Deco (Available in All Colors)

ROLLER



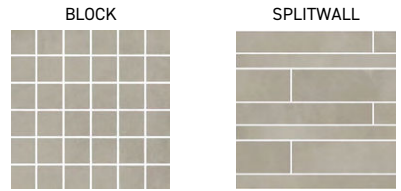
SERIES: MEAD



STYLE: Powder



Mosaic (Available in All Colors)



Deco (Available in All Colors)



SIZE	THICKNESS	SF / BX	PCS / BX	LBS / BX	SF / PL	LBS / PL	BX / PL	INTERIOR		EXTERIOR			EDGE	FINISH	D.C.O.F
								WALL	FLOOR	WALL	FLOOR	POOL			WET
4"x4"	25/64"	5.39	50	24.03	269.50	1201.50	50	x	x	x	x		Rectified	Matte	0.63
6"x6"	25/64"	10.77	44	48.07	516.96	2307.36	48	x	x	x	x		Rectified	Matte	0.63
4"x24"	25/64"	9.69	15	43.33	387.60	1733.20	40	x	x	x	x		Rectified	Matte	0.63
8"x24"	25/64"	10.34	8	46.19	496.32	2217.12	48	x	x	x	x		Rectified	Matte	0.63
12"x12"	25/64"	10.77	11	48.07	516.96	2307.36	48	x	x	x	x		Rectified	Matte	0.63
12"x24"	25/64"	11.63	6	51.93	465.20	2077.20	40	x	x	x	x		Rectified	Matte	0.63
24"x24"	25/64"	11.63	3	52.37	465.20	2094.80	40	x	x	x	x		Rectified	Matte	0.63
36"x36"	25/64"	17.44	2	77.18	348.80	1543.60	20	x	x	x	x		Rectified	Matte	0.63
36"x36"*	2CM	8.72	1	76.23	183.12	1600.83	21				x	x	Rectified	Anti-Slip	≥ 0.63
24"x48"	25/64"	15.50	2	66.15	496.00	2116.80	32	x	x	x	x		Rectified	Matte	0.63
4"x12" DECO	25/32"	5.17	16	22.05	217.14	926.10	42	x		x			Rectified	Matte	N/A

Mosaic

TYPE	SIZE	FINISH	GROUT TYPE	CHIP SIZE	MOUNT	PCS / BX	INTERIOR			EXTERIOR		
							WALL	FLOOR	WET AREA	WALL	FLOOR	POOL
Block	12"x12"	Matte	Sanded	2"x2"	Mesh	11	x	x	x	x	x	
Splitwall	12"x24"	Matte	Sanded	Multi-Chip Size	Mesh	6	x	x	x	x	x	

* Only available in Ash, Clay, and Powder.

ROLLER END PIECE	FINISH	PCS / BX	BULLNOSE	FINISH	PCS / BX	STAIRTREAD	FINISH	PCS / BX
4"x4"	Matte	13	2"x24"	Matte	12	12"x24"	Matte	2
			2"x36"	Matte	12			

All sizes are nominal